



July 21, 2016

To
The Secretary,
BSE Limited
Phiroze Jeejeebhoy Towers,
Dalal Street, Mumbai – 400 001.

To
The Listing Department,
National Stock Exchange of India Ltd.
Exchange Plaza, Bandra Kurla Complex, Bandra
(E), Mumbai - 400 051.

Dear Sirs,

Sub: Shareholding pattern under clause 31(1)(b) of the SEBI (LODR) Regulations, 2015-reg.

Ref: Scrip Code 501242 (BSE); TCIFINANCE (NSE)

Please find enclosed the shareholding pattern under under clause 31(1)(b) of the SEBI (LODR) Regulations, 2015 for the quarter ended June 30, 2016 for your information and records.

Kindly acknowledge the receipt of the above.

Thanking You,

For TCI Finance Limited


Lakshmi Sharma
Company Secretary

Format of Holding of Specified securities

1. Name of Listed Entity: TCI FINANCE LIMITED
2. Scrip Code/Name of Scrip/Class of Security: 501242, TCI FINANCE, EQUITY SHARES
3. Share Holding Pattern Filed under: Reg. 31(1)(a)/Reg. 31(1)(b)/Reg. 31(1)(c)
 - a. if under 31(1)(b) then indicate the report for quarter ending 30/06/2016
 - b. if under 31(1)(c) then indicate date of allotment/extinguishment

4. Declaration : The Listed entity is required to submit the following declaration to the extent of submission of information:

| Particulars | YES* | NO* |
|---|------|-----|
| a. Whether the Listed Entity has issued any partly paid up shares | | NO |
| b. Whether the Listed Entity has issued any Convertible Securities or Warrants? | | NO |
| c. Whether the Listed Entity has any shares against which depository receipts are issued? | | NO |
| d. Whether the Listed Entity has any shares in locked-in? | | NO |
| e. Whether any shares held by promoters are pledge or otherwise encumbered? | | NO |

*if the Listed Entity selects the option 'NO' for the questions above, the columns for the partly paid up shares, Outstanding Convertible Securities/Warrants, depository receipts, locked-in shares, No of shares pledged or otherwise encumbered by promoters, as applicable, shall not be displayed at the time of dissemination on the Stock Exchange website. Also wherever there is 'No' declared by Listed entity in above table the values will be considered as 'Zero' by default on submission of the format of holding of specified securities.

5. The tabular format for disclosure of holding of specified securities is as follows:




Table I - Summary Statement holding of specified securities

| Category | Category of Shareholder | No of Shareholders | No of fully paid up equity shares held | No of Partly paid-up equity shares held | No of Shares Underlying Depository Receipts | Total No of Shares Held (VII) = (IV)+(V)+(VI) | Shareholding as a % of total no of shares (As a % of (A+B+C2)) | Number of Voting Rights held in each class of securities | | | No of Shares Underlying convertible securities (Including Warrants) | Shareholding as a % assuming full conversion of convertible securities (as a percentage of diluted share capital) | Number of Locked in Shares | | Number of Shares pledged or otherwise encumbered | Number of equity shares held in dematerialized form |
|---------------|---------------------------------|--------------------|--|---|---|---|--|--|----------|-----------------|---|---|----------------------------|-----------------------------|--|---|
| | | | | | | | | Class X | Class Y | Total | | | No. | As a % of total Shares held | | |
| (i) | (ii) | (iii) | (iv) | (v) | (vi) | (vii) | (viii) | (ix) | (x) | (xi) | (xii) | (xiii) | (xiv) | | | |
| (A) | Promoter & Promoter Group | 12 | 5363544 | 0 | 0 | 5363544 | 41.67 | 5363544 | 0 | 5363544 | 41.67 | 0 | 0.00 | 0 | 0.00 | 5363544 |
| (B) | Public | 6064 | 7508949 | 0 | 0 | 7508949 | 58.33 | 7508949 | 0 | 7508949 | 58.33 | 0 | 0.00 | NA | NA | 6383668 |
| (C) | Non Promoter-Non Public | | | | | | | | | | | | | | | |
| (C1) | Shares underlying DRs | 0 | 0 | 0 | 0 | 0 | NA | 0 | 0 | 0 | 0.00 | 0 | 0.00 | NA | NA | 0 |
| (C2) | Shares held by Employees Trusts | 0 | 0 | 0 | 0 | 0 | 0.00 | 0 | 0 | 0 | 0.00 | 0 | 0.00 | NA | NA | 0 |
| Total: | | 6076 | 12872493 | 0 | 0 | 12872493 | 100.00 | 12872493 | 0 | 12872493 | 100.00 | 0 | 0.00 | 0 | 0.00 | 11747212 |






Table II - Statement showing shareholding pattern of the Promoter and Promoter Group

| Category | Category & Name of the Shareholder | PAN | No of Shareholders | No of fully paid up equity shares held | No of Partly paid up equity shares held | No of Shares Underlying Depository Receipts | Total No of Shares Held (IV+V+VI) | Shareholding as a % of total no of shares (calculated as per SCRR, 1957 (VIII) As a % of (A+B+C2) | Number of Voting Rights held in each class of securities | | | Total as a % of (A+B+C) | No of Shares Underlying Outstanding convertible securities (including Warrants) | Shareholding as a % assuming full conversion of convertible securities (as a percentage of diluted share capital) (VII)+(X) As a % of (A+B+C2) | Number of Locked in Shares | Number of pledged or otherwise encumbered | Number of Shares held in dematerialized form | | | |
|----------|--|-------------|--------------------|--|---|---|-----------------------------------|---|--|---------|---------|-------------------------|---|--|----------------------------|---|--|-----------------------------|-----|-----------------------------|
| | | | | | | | | | No of Voting Rights | | | | | | | | | As a % of total Shares held | No. | As a % of total Shares held |
| | | | | | | | | | Class X | Class Y | Total | | | | | | | | | |
| (1) | Indian | (II) | (III) | (IV) | (V) | (VI) | (VII) | (VIII) | | | | (IX) | (X) | (XI) | (XII) | (XIII) | (XIV) | | | |
| (a) | Individuals/Hindu undivided Family | | 4 | 1621634 | 0 | 0 | 1621634 | 12.60 | 1621634 | 0 | 1621634 | 12.60 | 0 | 0.00 | 0 | 0.00 | 1621634 | | | |
| | MAHENDRA KUMAR AGARWAL | AANHMG384A | 1 | 128265 | 0 | 0 | 128265 | 1.00 | 128265 | 0 | 128265 | 1.00 | 0 | 0.00 | 0 | 0.00 | 128265 | | | |
| | MAHENDRA KUMAR AGARWAL | ABIP44518K | 1 | 1196619 | 0 | 0 | 1196619 | 9.30 | 1196619 | 0 | 1196619 | 9.30 | 0 | 0.00 | 0 | 0.00 | 1196619 | | | |
| | DHRUV AGARWAL | AGGPA9320D | 1 | 296675 | 0 | 0 | 296675 | 2.30 | 296675 | 0 | 296675 | 2.30 | 0 | 0.00 | 0 | 0.00 | 296675 | | | |
| | MAMISH AGARWAL | AIRPA9576C | 1 | 75 | 0 | 0 | 75 | 0.00 | 75 | 0 | 75 | 0.00 | 0 | 0.00 | 0 | 0.00 | 75 | | | |
| (b) | Central Government/State Government(s) | | 0 | 0 | 0 | 0 | 0 | 0.00 | 0 | 0 | 0 | 0.00 | 0 | 0.00 | 0 | 0.00 | 0 | | | |
| (c) | Financial Institutions/Banks | | 0 | 0 | 0 | 0 | 0 | 0.00 | 0 | 0 | 0 | 0.00 | 0 | 0.00 | 0 | 0.00 | 0 | | | |
| (d) | Any Other (Bodies Corporates) | | 6 | 3191904 | 0 | 0 | 3191904 | 24.80 | 3191904 | 0 | 3191904 | 24.80 | 0 | 0.00 | 0 | 0.00 | 3191904 | | | |
| | BUNNY INVESTMENTS & FINANCE PRIVATE LIMITED | AAAC88313N | 1 | 554856 | 0 | 0 | 554856 | 4.31 | 554856 | 0 | 554856 | 4.31 | 0 | 0.00 | 0 | 0.00 | 554856 | | | |
| | GATI INTELLECT SYSTEMS LIMITED | AAAC89747Q | 1 | 14900 | 0 | 0 | 14900 | 0.12 | 14900 | 0 | 14900 | 0.12 | 0 | 0.00 | 0 | 0.00 | 14900 | | | |
| | JUBILEE COMMERCIAL & TRADING PRIVATE LIMITED | AAAC16318D | 1 | 320677 | 0 | 0 | 320677 | 2.49 | 320677 | 0 | 320677 | 2.49 | 0 | 0.00 | 0 | 0.00 | 320677 | | | |
| | GATI LIMITED | AABC83709Q | 1 | 1600300 | 0 | 0 | 1600300 | 12.43 | 1600300 | 0 | 1600300 | 12.43 | 0 | 0.00 | 0 | 0.00 | 1600300 | | | |
| | GIRI ROADLINES AND COMMERCIAL TRADING PVT LTD | AABCT3148C | 1 | 19171 | 0 | 0 | 19171 | 0.15 | 19171 | 0 | 19171 | 0.15 | 0 | 0.00 | 0 | 0.00 | 19171 | | | |
| | MAHENDRA INVESTMENT ADVISORS PVT LTD | AADCMB9787E | 1 | 682000 | 0 | 0 | 682000 | 5.30 | 682000 | 0 | 682000 | 5.30 | 0 | 0.00 | 0 | 0.00 | 682000 | | | |
| | Any Other (Trusts) | | 2 | 550006 | 0 | 0 | 550006 | 4.27 | 550006 | 0 | 550006 | 4.27 | 0 | 0.00 | 0 | 0.00 | 550006 | | | |
| | DHRUV AGARWAL BENEFIT TRUST | AAATD8295N | 1 | 308829 | 0 | 0 | 308829 | 2.40 | 308829 | 0 | 308829 | 2.40 | 0 | 0.00 | 0 | 0.00 | 308829 | | | |
| | MAMISH AGARWAL BENEFIT TRUST | AA8TMS293J | 1 | 241177 | 0 | 0 | 241177 | 1.87 | 241177 | 0 | 241177 | 1.87 | 0 | 0.00 | 0 | 0.00 | 241177 | | | |
| | Sub-Total (A)(1) | | 12 | 5363544 | 0 | 0 | 5363544 | 41.67 | 5363544 | 0 | 5363544 | 41.67 | 0 | 0.00 | 0 | 0.00 | 5363544 | | | |
| (2) | Foreign | | | | | | | | | | | | | | | | | | | |
| (e) | Individuals (Non-Resident Individuals/Foreign Individuals) | | 0 | 0 | 0 | 0 | 0 | 0.00 | 0 | 0 | 0 | 0.00 | 0 | 0.00 | 0 | 0.00 | 0 | | | |
| (b) | Government | | 0 | 0 | 0 | 0 | 0 | 0.00 | 0 | 0 | 0 | 0.00 | 0 | 0.00 | 0 | 0.00 | 0 | | | |
| (c) | Institutions | | 0 | 0 | 0 | 0 | 0 | 0.00 | 0 | 0 | 0 | 0.00 | 0 | 0.00 | 0 | 0.00 | 0 | | | |
| (d) | Foreign Portfolio Investor | | 0 | 0 | 0 | 0 | 0 | 0.00 | 0 | 0 | 0 | 0.00 | 0 | 0.00 | 0 | 0.00 | 0 | | | |
| (e) | Any Other | | 0 | 0 | 0 | 0 | 0 | 0.00 | 0 | 0 | 0 | 0.00 | 0 | 0.00 | 0 | 0.00 | 0 | | | |



| | | | | | | | | | | | | | | | | | | | | |
|---|----|---------|---|---|---------|-------|---------|-------|---------|---|---|---------|-------|---|-------|---|------|---|------|---------|
| Sub-Total (A)(2) | 0 | 0 | 0 | 0 | 0 | 0 | 0 | 0 | 0 | 0 | 0 | 0 | 0 | 0 | 0 | 0 | 0 | 0 | 0 | 0 |
| Total Shareholding of Promoter and Promoter Group (A)=(A)(1)+(A)(2) | 12 | 5363544 | 0 | 0 | 5363544 | 41.67 | 5363544 | 41.67 | 5363544 | 0 | 0 | 5363544 | 41.67 | 0 | 41.67 | 0 | 0.00 | 0 | 0.00 | 5363544 |







Table III - Statement showing shareholding pattern of the Public shareholder

| Category | Category & Name of the Shareholder | PAN | No of Shareholders | No of fully paid up equity shares held | No of Partly paid-up equity shares held | No of Shares Underlying Depository Receipts | Total No of Shares Held (IV+V+VI) | Shareholding as a % of total no of shares (A+B+C2) | Number of Voting Rights held in each class of securities | | | Total as a % of (A+B+C) | No of Shares Outstanding convertible securities (including Warrants) | Shareholding as a % assuming full conversion of convertible Securities (as a percentage of diluted share capital) | Number of Locked in Shares | Number of Shares pledged or otherwise encumbered | Number of equity shares held in dematerialized form |
|----------|--|-------------|--------------------|--|---|---|-----------------------------------|--|--|---------|---------|-------------------------|--|---|----------------------------|--|---|
| | | | | | | | | | Class X | Class Y | Total | | | | | | |
| | (i) | (ii) | (iii) | (iv) | (v) | (vi) | (vii) | (viii) | (ix) | (x) | (xi) | (xii) | (xiii) | (xiv) | | | |
| (1) | Institutions | | | | | | | | | | | | | | | | |
| (a) | Mutual Funds | | | | | | | | | | | | | | | | |
| (b) | Venture Capital Funds | | | | | | | | | | | | | | | | |
| (c) | Alternate Investment Funds | | | | | | | | | | | | | | | | |
| (d) | Foreign Venture Capital Investors | | | | | | | | | | | | | | | | |
| (e) | Foreign Portfolio Investors | | | | | | | | | | | | | | | | |
| (f) | Financial Institutions/Banks | | | | | | | | | | | | | | | | |
| (g) | Insurance Companies | | | | | | | | | | | | | | | | |
| (h) | Provident Funds/Pension Funds | | | | | | | | | | | | | | | | |
| (i) | Any Other | | | | | | | | | | | | | | | | |
| | Sub Total (B)(1) | | | | | | | | | | | | | | | | |
| (2) | Central Government/State Government(s)/President of India | | | | | | | | | | | | | | | | |
| | Sub Total (B)(2) | | | | | | | | | | | | | | | | |
| (3) | Non-Institutions | | | | | | | | | | | | | | | | |
| (a) | i. Individual shareholders holding nominal share capital up to Rs.2 lakhs | | | | | | | | | | | | | | | | |
| (b) | ii. Individual shareholders holding nominal share capital in excess of Rs. 2 Lakhs | | | | | | | | | | | | | | | | |
| | NEERA AGARWAL | ACLPAP3149C | 29 | 2047387 | 0 | 0 | 2047387 | 15.91 | 2047387 | 0 | 2047387 | 15.91 | 0 | 0 | 0 | 0 | 2047387 |
| | ASHOK KUMAR AGARWAL | ADPPA3216A | 1 | 950265 | 0 | 0 | 950265 | 7.38 | 950265 | 0 | 950265 | 7.38 | 0 | 0 | 0 | 0 | 950265 |
| | | | 1 | 131957 | 0 | 0 | 131957 | 1.03 | 131957 | 0 | 131957 | 1.03 | 0 | 0 | 0 | 0 | 131957 |
| (b) | NBFCs Registered with RBI | | | | | | | | | | | | | | | | |
| (c) | Employee Trusts | | | | | | | | | | | | | | | | |
| (d) | Overseas Depositories (Holding DRs)(Balancing figure) | | | | | | | | | | | | | | | | |
| (e) | Any Other | | | | | | | | | | | | | | | | |
| | TRUSTS | | | | | | | | | | | | | | | | |
| | NON RESIDENT INDIANS | | | | | | | | | | | | | | | | |
| | CLEARING MEMBERS | | | | | | | | | | | | | | | | |
| | BODIES CORPORATES | | | | | | | | | | | | | | | | |
| | ALPIC FINANCE LTD | | | | | | | | | | | | | | | | |
| | GREEN INDIA VENTURE FUND | AAATG2325B | 1 | 471000 | 0 | 0 | 471000 | 3.66 | 471000 | 0 | 471000 | 3.66 | 0 | 0 | 0 | 0 | 471000 |
| | DIRECTORS AND RELATIVES | | | | | | | | | | | | | | | | |
| | Sub Total (B)(3) | | | | | | | | | | | | | | | | |
| | Total Public Shareholding (B) = (B)(1)+(B)(2)+(B)(3) | | | | | | | | | | | | | | | | |
| | | | 6064 | 7508949 | 0 | 0 | 7508949 | 58.33 | 7508949 | 0 | 7508949 | 58.33 | 0 | 0 | 0 | 0 | 6363668 |

Table IV - Statement showing shareholding pattern of the Non Promoter - Non Public Shareholder


| Category | Name of the Shareholder | PAN | No of Shareholders | No of fully paid up equity shares held | No of Party paid-up equity shares held | No of Underlying Depository Receipts | Total No of Shares Held (IV+V+VI) | Shareholding as a % of total no of shares (A+B+C2) | Number of Voting Rights held in each class of securities | | | No of Shares Underlying convertible securities (including Warrants) | Shareholding as a % assuming full conversion of convertible Securities (as a percentage of diluted share capital) | Number of Locked in Shares | Number of Shares pledged or otherwise encumbered | Number of equity shares held in dematerialized form |
|--|--|-----|--------------------|--|--|--------------------------------------|-----------------------------------|--|--|---------|-------|---|---|----------------------------|--|---|
| | | | | | | | | | Class X | Class Y | Total | | | | | |
| (1) | (2) | (3) | (4) | (5) | (6) | (7) | (8) | (9) | (10) | (11) | (12) | (13) | (14) | (15) | (16) | |
| (1) | Custodian/DR Holder | | 0 | 0 | 0 | 0 | 0 | 0.00 | No of Voting Rights | 0 | 0 | 0 | 0.00 | 0 | 0.00 | 0 |
| (2) | Employee Benefit Trust (under SEBI(Share based Employee Benefit) Regulations 2014) | | 0 | 0 | 0 | 0 | 0 | 0.00 | Total as a % of (A+B+C) | 0 | 0 | 0 | 0.00 | 0 | 0.00 | 0 |
| Total Non-Promoter-Non Public Shareholding (C) = (C1)+(C2) | | | 0 | 0 | 0 | 0 | 0 | 0.00 | | 0 | 0 | 0 | 0.00 | 0 | 0.00 | 0 |



Details of the shareholders acting as persons in Concert including their

Shareholding:

| Name of Shareholder | Name of PAC | No of shares | Holding% |
|---------------------|-------------|--------------|----------|
| | | | |
| Total: | | 0 | 0 |



| | |
|--|--------------|
| Details of Shares which remain unclaimed may be given hear along with details such as number of shareholders, outstanding shares held in demat/unclaimed suspense account | |
| No of Shareholders | No of shares |

