



July 20, 2017

To
The Secretary,
BSE Limited
Phiroze Jeejeebhoy Towers,
Dalal Street, Mumbai – 400 001.

To
The Listing Department,
National Stock Exchange of India Ltd.
Exchange Plaza, Bandra Kurla Complex, Bandra
(E), Mumbai - 400 051.

Dear Sirs,

Sub: Shareholding pattern under clause 31(1)(b) of the SEBI (LODR) Regulations, 2015-reg.

Ref: Scrip Code 501242 (BSE); TCIFINANCE (NSE)

Please find enclosed the shareholding pattern under clause 31(1)(b) of the SEBI (LODR) Regulations, 2015 for the quarter ended June 30, 2017 for your information and records.

Kindly acknowledge the receipt of the above.

Thanking You,

For TCI Finance Limited


Lakshmi Sharma
Company Secretary

Format of Holding of Specified securities

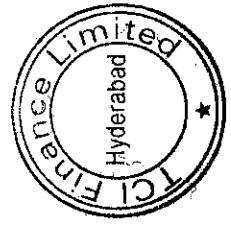
1. Name of Listed Entity: TCI FINANCE LIMITED
2. Scrip Code/Name of Scrip/Class of Security: 501242, TCI FINANCE, EQUITY SHARES
3. Share Holding Pattern Filed under: Reg. 31(1)(a)/Reg. 31(1)(b)/Reg. 31(1)(c)
 - a. if under 31(1)(b) then indicate the report for quarter ending 30/06/2017
 - b. if under 31(1)(c) then indicate date of allotment/extinguishment

4. Declaration : The Listed entity is required to submit the following declaration to the extent of submission of information:

Particulars	YES*	NO*
a. Whether the Listed Entity has issued any partly paid up shares		✓
b. Whether the Listed Entity has issued any Convertible Securities or Warrants?		✓
c. Whether the Listed Entity has any shares against which depository receipts are issued?		✓
d. Whether the Listed Entity has any shares in locked-in?		✓
e. Whether any shares held by promoters are pledge or otherwise encumbered?		✓

*if the Listed Entity selects the option 'NO' for the questions above, the columns for the partly paid up shares, Outstanding Convertible Securities/Warrants, depository receipts, locked-in shares, No of shares pledged or otherwise encumbered by promoters, as applicable, shall not be displayed at the time of dissemination on the Stock Exchange website. Also wherever there is 'No' declared by Listed entity in above table the values will be considered as 'Zero' by default on submission of the format of holding of specified securities.

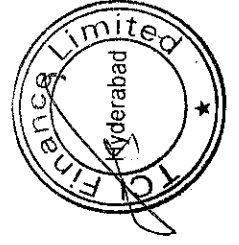
5. The tabular format for disclosure of holding of specified securities is as follows:



For TCI Finance Limited
AKS Kumar Sharma
 Company Secretary

Table 1 - Summary Statement holding of specified securities

Category of Shareholder	No of Shareholders	No of fully paid up equity shares held	No of Partly paid-up equity shares held	No of Shares Underlying Depository Receipts	Total No of Shares Held (VII) = (IV)+(V)+(VI)	Shareholding as a % of total no of shares (As a % of (A+B+C2))	Number of Voting Rights held in each class of securities			No of Shares Underlying Outstanding convertible securities (including Warrants)	Shareholding as a % assuming full conversion of Securities (as a percentage of diluted share capital)	Number of Locked in Shares		Number of Shares pledged or otherwise encumbered	Number of equity shares held in dematerialized form
							Class X	Class Y	Total			No.	As a % of total Shares held		
(I)	(III)	(IV)	(V)	(VI)	(VII)	(VIII)	No of Voting Rights			(X)	(XI)	(XII)	(XIII)	(XIV)	
Promoter & Promoter Group	11	3148544	0	0	3148544	24.46	3148544	0	3148544	0	24.46	0	0	0	0.00
Public	8205	9723949	0	0	9723949	75.54	9723949	0	9723949	0	75.54	0	0	0	0.00
Non Promoter-Non Public															
Shares underlying DRs	0	0	0	0	0	NA	0	0	0	0	0.00	0	0	0	0.00
Shares held by Employees Trusts	0	0	0	0	0	0.00	0	0	0	0	0.00	0	0	0	0.00
Total:	8216	12872493	0	0	12872493	100.00	12872493	0	12872493	0	100.00	0	0	0	0.00






Table II - Statement showing shareholding pattern of the Promoter and Promoter Group

Category & Name of the Shareholder	PAN	No of Share holder	No of fully paid up equity shares held	No of Partly paid-up equity shares held	No of Shares Underlying Depository Receipts	Total No of Shares Held (IV+V+VI)	Shareholding as a % of total no of shares (calculated as per SCRR, 1957 (VIII) As a % of (A+B+C2)	Number of Voting Rights held in each class of securities			No of Shares Underlying Outstanding convertible securities (including Warrants)	Shareholding as a % assuming conversion of convertible Securities (as a percentage of diluted share capital) (VII)+(X) As a % of (A+B+C2)	Number of Locked in Shares		Number of Shares pledged or otherwise encumbered	Number of equity shares held in dematerialized form
								No of Voting Rights		As a % of total Shares held			As a % of total Shares held			
								Class X	Class Y Total					No.		
(I)	(II)	(III)	(IV)	(V)	(VI)	(VII)	(VIII)	(IX)	(X)	(XI)	(XII)	(XIII)	(XIV)	(XV)		
(1) Indian																
Individuals/Hindu undivided Family		4	436634	0	0	436634	3.39	0	436634	3.39	0	0.00	0	0.00	436634	
MAHENDRA KUMAR AGARWAL SONS & HUF	AAAHM6384A	1	128265	0	0	128265	1.00	0	128265	1.00	0	0.00	0	0.00	128265	
MAHENDRA KUMAR AGARWAL	ABLPA4518K	1	11619	0	0	11619	0.09	0	11619	0.09	0	0.00	0	0.00	11619	
DHRUV AGARWAL	AGGPA9320D	1	296675	0	0	296675	2.30	0	296675	2.30	0	0.00	0	0.00	296675	
MANISH AGARWAL	AIRPA9576C	1	75	0	0	75	0.00	0	75	0.00	0	0.00	0	0.00	75	
Central Government/State Government(s)		0	0	0	0	0	0.00	0	0	0.00	0	0.00	0	0.00	0	
Financial Institutions/Banks		0	0	0	0	0	0.00	0	0	0.00	0	0.00	0	0.00	0	
Any Other (Bodies Corporate)		5	2009904	0	0	2711910	21.07	0	2711910	21.07	0	0.00	0	0.00	2711910	
BUNNY INVESTMENTS & FINANCE PRIVATE LIMITED	AAACB8313N	1	54856	0	0	54856	0.43	0	54856	0.43	0	0.00	0	0.00	54856	
GATI INTELLECT SYSTEMS LIMITED	AAACB9747Q	1	14900	0	0	14900	0.12	0	14900	0.12	0	0.00	0	0.00	14900	
JUBILEE COMMERCIAL & TRADING PRIVATE LIMITED	AAACI6318D	1	320677	0	0	320677	2.49	0	320677	2.49	0	0.00	0	0.00	320677	
GATI LIMITED	AABCG3709Q	1	1600300	0	0	1600300	12.43	0	1600300	12.43	0	0.00	0	0.00	1600300	

		19171	19171	19171	19171	19171	19171	19171	19171	19171	19171	19171	19171	19171	19171	19171
GIRI ROADLINES AND COMMERCIAL TRADING PVT LTD	AABCT3148C	1	0	0	0	0	0	0	0	0	0	0	0	0	0	0
Any Others (Trusts)		2	0	0	0	0	0	0	0	0	0	0	0	0	0	0
DHRUV AGARWAL BENEFIT TRUST	AAATD8295N	1	350829	0	350829	2.73	350829	2.73	350829	0	350829	2.73	350829	0	350829	0
MANISH AGARWAL BENEFIT TRUST	AAATM5293J	1	351177	0	351177	2.73	351177	2.73	351177	0	351177	2.73	351177	0	351177	0
Sub-Total (A)(1)		11	3148544	0	3148544	24.46	3148544	24.46	3148544	0	3148544	24.46	3148544	0	3148544	0
Foreign																
(2)																
Individuals (Non-Resident Individuals/Foreign Individuals)		0	0	0	0	0.00	0	0.00	0	0	0.00	0	0	0	0.00	0
(a)																
Government		0	0	0	0	0.00	0	0.00	0	0	0.00	0	0	0	0.00	0
(b)																
Institutions		0	0	0	0	0.00	0	0.00	0	0	0.00	0	0	0	0.00	0
(c)																
Foreign Portfolio Investor		0	0	0	0	0.00	0	0.00	0	0	0.00	0	0	0	0.00	0
(d)																
Any Other		0	0	0	0	0.00	0	0.00	0	0	0.00	0	0	0	0.00	0
(e)																
Sub-Total (A)(2)		0	0	0	0	0.00	0	0.00	0	0	0.00	0	0	0	0.00	0
Total Shareholding of Promoter and Promoter Group (A)=(A)(1)+(A)(2)		11	3148544	0	3148544	24.46	3148544	24.46	3148544	0	3148544	24.46	3148544	0	3148544	0




Table III - Statement showing shareholding pattern of the Public shareholder

Category & Name of the Shareholder	PAN	No of Shareholders	No of fully paid up equity shares held	No of Party paid-up equity shares held	No of Shares Underlying Depository Receipts	Total No of Shares Held (IV+V+VI)	Shareholding as a % of total no of shares (A+B+C2)	Number of Voting Rights held in each class of securities			No of Shares Underlying Outstanding convertible securities (including securities)	Shareholding as a % assuming full conversion of convertible Securities (as a percentage of diluted share capital)	Number of Locked in Shares	Number of Shares pledged or otherwise encumbered	Number of equity shares held in dematerialized form
								Class X	Class Y	Total					
(1)	(2)	(3)	(4)	(5)	(6)	(7)	(8)	(9)	(10)	(11)	(12)	(13)	(14)	(15)	
Institutions															
(a) Mutual Funds		0	0	0	0	0	0.00	0	0	0	0	0.00	0	0	
(b) Venture Capital Funds		0	0	0	0	0	0.00	0	0	0	0	0.00	0	0	
(c) Alternate Investment Funds		0	0	0	0	0	0.00	0	0	0	0	0.00	0	0	
(d) Foreign Venture Capital Investors		0	0	0	0	0	0.00	0	0	0	0	0.00	0	0	
(e) Foreign Portfolio Investors		0	0	0	0	0	0.00	0	0	0	0	0.00	0	0	
(f) Financial Institutions/Banks		0	0	0	0	0	0.00	0	0	0	0	0.00	0	0	
(g) Insurance Companies		0	0	0	0	0	0.00	0	0	0	0	0.00	0	0	
(h) Provident Funds/Pension Funds		0	0	0	0	0	0.00	0	0	0	0	0.00	0	0	
(i) Any Other		0	0	0	0	0	0.00	0	0	0	0	0.00	0	0	
Sub Total (B)(1)		0	0	0	0	0	0.00	0	0	0	0	0.00	0	0	
Central Government/State Government(s)/President of India		0	0	0	0	0	0.00	0	0	0	0	0.00	0	0	
Sub Total (B)(2)		0	0	0	0	0	0.00	0	0	0	0	0.00	0	0	
(3) Non-Institutions															
(a) i. Individual shareholders holding nominal share capital up to Rs.2 lakhs		7776	5106900	0	0	5106900	39.67	5106900	0	5106900	39.67	0	0	4492124	
ii. Individual shareholders holding nominal share capital in excess of Rs. 2 Lakhs		32	2083442	0	0	2083442	16.19	2083442	0	2083442	16.19	0	0	2083442	
iii. Overseas Depositories (Holding DIs)(Balancing figure)		1	950265	0	0	950265	7.38	950265	0	950265	7.38	0	0	950265	
		1	133000	0	0	133000	1.03	133000	0	133000	1.03	0	0	133000	
(b) NBFCs Registered with RBI		1	3000	0	0	3000	0.02	3000	0	3000	0.02	0	0	3000	
(c) Employee Trusts		0	0	0	0	0	0.00	0	0	0	0.00	0	0	0	
(d) Overseas Depositories (Holding DIs)(Balancing figure)		0	0	0	0	0	0.00	0	0	0	0.00	0	0	0	


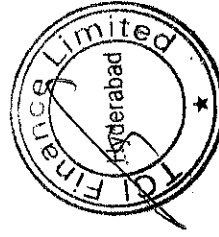



Table IV - Statement showing shareholding pattern of the Non Promoter - Non Public Shareholder

Category	Name of the Shareholder	PAN	No of Shareholders	No of fully paid up equity shares held	No of Partly paid-up equity shares held	No of Shares Underlying Depository Receipts	Total No of Shares Held (IV+V+VI)	Shareholding as a % of total no of shares (A+B+C2)	Number of Voting Rights held in each class of securities			No of Shares Underlying convertible securities (including Warrants)	Shareholding as a % assuming full conversion of convertible Securities (as a percentage of diluted share capital)	Number of Locked in Shares		Number of Shares pledged or otherwise encumbered		Number of equity shares held in dematerialized form
									Class X	Class Y	Total			No.	As a % of total Shares held	No.	As a % of total Shares held	
	(I)	(II)	(III)	(IV)	(V)	(VI)	(VII)	(VIII)	(IX)			(X)	(XI)	(XII)	(XIII)	(XIV)		
(1)	Custodian/DR Holder		0	0	0	0	0	0.00	0	0	0	0.00	0	0.00	0	0.00	NA	0
(2)	Employee Benefit Trust (under SEBI(Share based Employee Benefit) Regulations 2014)		0	0	0	0	0	0.00	0	0	0	0.00	0	0.00	0	0.00	NA	0
	Total Non-Promoter-Non Public Shareholding (C) = (C)(1)+(C)(2)		0	0	0	0	0	0.00	0	0	0	0.00	0	0.00	0	0.00	NA	0



Details of the shareholders acting as persons in Concert including their Shareholding:

Name of Shareholder	Name of PAC	No of shares	Holding%
Total:		0	0



For TCI Finance Limited
Akshay Sharma
Company Secretary