



April 18, 2017

To
The Secretary,
BSE Limited
Phiroze Jeejeebhoy Towers,
Dalal Street, Mumbai – 400 001.

To
The Listing Department,
National Stock Exchange of India Ltd.
Exchange Plaza, Bandra Kurla Complex, Bandra
(E), Mumbai - 400 051.

Dear Sirs,

Sub: Shareholding pattern under clause 31(1)(b) of the SEBI (LODR) Regulations, 2015-reg.

Ref: Scrip Code 501242 (BSE); TCIFINANCE (NSE)

Please find enclosed the shareholding pattern under clause 31(1)(b) of the SEBI (LODR) Regulations, 2015 for the quarter ended March 31, 2017 for your information and records.

Kindly acknowledge the receipt of the above.

Thanking You,

For TCI Finance Limited

Lakshmi Sharma

Company Secretary

Format of Holding of Specified securities

1. Name of Listed Entity: TCI FINANCE LIMITED
2. Scrip Code/Name of Scrip/Class of Security: 501242, TCI FINANCE, EQUITY SHARES
3. Share Holding Pattern Filed under: Reg. 31(1)(a)/Reg.31(1)(b)/Reg.31(1)(c)
 - a. if under 31(1)(b) then indicate the report for quarter ending 31/03/2017
 - b. if under 31(1)(c) then indicate date of allotment/extinguishment
4. Declaration : The Listed entity is required to submit the following declaration to the extent of submission of information:

Particulars	YES*	NO*
a. Whether the Listed Entity has issued any partly paid up shares		✓
b. Whether the Listed Entity has issued any Convertible Securities or Warrants?		✓
c. Whether the Listed Entity has any shares against which depository receipts are issued?		✓
d. Whether the Listed Entity has any shares in locked-in?		✓
e. Whether any shares held by promoters are pledge or otherwise encumbered?		✓

*if the Listed Entity selects the option 'NO' for the questions above, the columns for the partly paid up shares, Outstanding Convertible Securities/Warrants, depository receipts, locked-in shares, No of shares pledged or otherwise encumbered by promoters, as applicable, shall not be displayed at the time of dissemination on the Stock Exchange website. Also wherever there is 'No' declared by Listed entity in above table the values will be considered as 'Zero' by default on submission of the format of holding of specified securities.

5 The tabular format for disclosure of holding of specified securities is as follows:




Table I - Summary Statement holding of specified securities

Category	Category of Shareholder	No of Shareholders	No of fully paid up equity shares held	No of Partly paid-up equity shares held	No of Shares Underlying Depository Receipts	Total No of Shares Held (VII) = (IV)+(V)+(VI)	Shareholding as a % of total no of shares (As a % of (A+B+C2))	Number of Voting Rights held in each class of securities			No of Shares Outstanding convertible securities (Including Warrants)	Shareholding as a % assuming full conversion of convertible Securities (as a percentage of diluted share capital)	Number of Locked in Shares	Number of Shares pledged or otherwise encumbered	Number of equity shares held in dematerialized form
								No of Voting Rights	Class X	Class Y					
		(iii)	(IV)	(V)	(VI)	(VII)	(VIII)	(IX)		(X)	(XI)	(XII)	(XIII)	(XIV)	
(A)	Promoter & Promoter Group	11	3148544	0	0	3148544	24.46	3148544	0	3148544	24.46	0	0	3148544	
(B)	Public	7606	9723949	0	0	9723949	75.54	9723949	0	9723949	75.54	0	NA	8602568	
(C)	Non Promoter-Non Public														
(C1)	Shares underlying DRs	0	0	0	0	0	NA	0	0	0	NA	0	NA	0	
(C2)	Shares held by Employees Trusts	0	0	0	0	0	0.00	0	0	0	0.00	0	NA	0	
	Total:	7617	12872493	0	0	12872493	100.00	12872493	0	12872493	100.00	0	0	11751112	






Table II - Statement showing shareholding pattern of the Promoter and Promoter Group

Category	Name of the Shareholder	PAN	No of Shareholders	No of fully paid up equity shares held	No of Partly paid-up equity shares held	No of Underlying Depository Receipts	Total No of Shares Held (IV+V+VI)	Shareholding as a % of total no of shares (calculated as per SCRR, 1957 (VIII) As a % of (A+B+C2)	Number of Voting Rights held in each class of securities			No of Shares Underlying convertible securities (including Warrants)	Shareholding as a % assuming full conversion of convertible Securities (as a percentage of diluted share capital) (VII)-(X) As a % of (A+B+C2)	Number of Locked in Shares	Number of Shares pledged or otherwise encumbered	Number of equity shares held in dematerialized form	
									Class X	Class Y	Total						
(1)	(i)	(ii)	(iii)	(iv)	(v)	(vi)	(vii)	(viii)	(ix)			(x)	(xi)	(xii)	(xiii)	(xiv)	
	Indian Individuals/Hindu undivided Family																
(a)	MAHENDRA KUMAR AGARWAL AND SONS HUF	AANHMG384A	1	128265	0	0	128265	1.00	128265	0	128265	0	1.00	0	0.00	0	436634
	MAHENDRA KUMAR AGARWAL	ABLPA4518K	1	11619	0	0	11619	0.09	11619	0	11619	0	0.09	0	0.00	0	11619
	DHRUV AGARWAL	AGGPA9320D	1	296675	0	0	296675	2.30	296675	0	296675	0	2.30	0	0.00	0	296675
	MANISH AGARWAL	AIRPA9576C	1	75	0	0	75	0.00	75	0	75	0	0.00	0	0.00	0	75
(b)	Central Government/State Financial Institutions/Banks		0	0	0	0	0	0.00	0	0	0	0	0.00	0	0.00	0	0
(c)	Any Others (Bodies Corporates)		0	0	0	0	0	0.00	0	0	0	0	0.00	0	0.00	0	0
(d)	BUNNY INVESTMENTS & FINANCE PRIVATE LIMITED	AAACB8313N	1	54856	0	0	54856	0.43	54856	0	54856	0	0.43	0	0.00	0	54856
	GATI INTELLECT SYSTEMS LIMITED	AAACB9747Q	1	14900	0	0	14900	0.12	14900	0	14900	0	0.12	0	0.00	0	14900
	JUBILEE COMMERCIAL & TRADING PRIVATE LIMITED	AAAGJ6318D	1	320677	0	0	320677	2.49	320677	0	320677	0	2.49	0	0.00	0	320677
	GATI LIMITED	AABC3709Q	1	1600300	0	0	1600300	12.43	1600300	0	1600300	0	12.43	0	0.00	0	1600300
	GIRI ROADLINES AND COMMERCIAL TRADING PVT LTD	AABCT3148C	1	19171	0	0	19171	0.15	19171	0	19171	0	0.15	0	0.00	0	19171
	Any Others (Trusts)		2	702006	0	0	702006	5.45	702006	0	702006	0	5.45	0	0.00	0	702006
	DHRUV AGARWAL BENEFIT TRUST	AAATD8295N	1	350829	0	0	350829	2.73	350829	0	350829	0	2.73	0	0.00	0	350829
	MANISH AGARWAL BENEFIT TRUST	AAATM5299J	1	351177	0	0	351177	2.73	351177	0	351177	0	2.73	0	0.00	0	351177
	Sub-Total (A)(1)		11	3148544	0	0	3148544	24.46	3148544	0	3148544	0	24.46	0	0.00	0	3148544
(2)	Foreign																



(a)	0	0	0	0	0	0	0	0	0	0	0	0	0	0	0	0	0	0	0	0	0	0	0	0	0	
(b)	0	0	0	0	0	0	0	0	0	0	0	0	0	0	0	0	0	0	0	0	0	0	0	0	0	
(c)	0	0	0	0	0	0	0	0	0	0	0	0	0	0	0	0	0	0	0	0	0	0	0	0	0	
(d)	0	0	0	0	0	0	0	0	0	0	0	0	0	0	0	0	0	0	0	0	0	0	0	0	0	
(e)	0	0	0	0	0	0	0	0	0	0	0	0	0	0	0	0	0	0	0	0	0	0	0	0	0	
Sub-Total (A)(2)	0	0	0	0	0	0	0	0	0	0	0	0	0	0	0	0	0	0	0	0	0	0	0	0	0	
Total Shareholding of Promoter and Promoter Group (A)=(A)(1)+(A)(2)	11	3148544	0	0	3148544	24.46	3148544	0	0	0	0	0	0	0	0	0	0	0	0	0	0	0	0	0	0	3148544




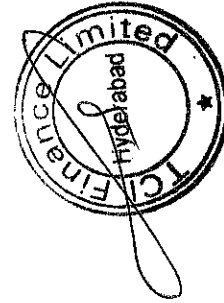



Table III - Statement showing shareholding pattern of the Public shareholder

Category	Category & Name of the Shareholder	PAN	No of Shareholders	No of fully paid up equity shares held	No of Partly paid up equity shares held	No of Shares Underlying Depository Receipts	Total No of Shares Held (IV+V+VI)	Shareholding as a % of total no of shares (A+B+C2)	Number of Voting Rights held in each class of securities			No of Shares Underlying Outstanding convertible securities (Including Warrants)	Shareholding as a % assuming full conversion of convertible Securities (as a percentage of diluted share capital)	Number of Locked in Shares	Number of Shares pledged or otherwise encumbered	Number of equity shares held in dematerialized form
									Class X	Class Y	Total					
	(i)	(ii)	(iii)	(iv)	(v)	(vi)	(vii)	(viii)	(ix)	(x)	(xi)	(xii)	(xiii)	(xiv)		
(1)	Institutions															
(a)	Mutual Funds		0	0	0	0	0	0.00	0	0	0	0.00	0	0	0	0
(b)	Venture Capital Funds		0	0	0	0	0.00	0.00	0	0	0.00	0	0	0	0	0
(c)	Alternate Investment Funds		0	0	0	0	0.00	0.00	0	0	0.00	0	0	0	0	0
(d)	Foreign Venture Capital Investors		0	0	0	0	0.00	0.00	0	0	0.00	0	0	0	0	0
(e)	Foreign Portfolio Investors		0	0	0	0	0.00	0.00	0	0	0.00	0	0	0	0	0
(f)	Financial Institutions/Banks		0	0	0	0	0.00	0.00	0	0	0.00	0	0	0	0	0
(g)	Insurance Companies		0	0	0	0	0.00	0.00	0	0	0.00	0	0	0	0	0
(h)	Provident Funds/Pension Funds		0	0	0	0	0.00	0.00	0	0	0.00	0	0	0	0	0
(i)	Any Other		0	0	0	0	0.00	0.00	0	0	0.00	0	0	0	0	0
	Sub Total (B)(1)		0	0	0	0	0.00	0.00	0	0	0.00	0	0	0	0	0
(2)	Central Government/State Government(s)/President of India		0	0	0	0	0.00	0.00	0	0	0.00	0	0	0	0	0
	Sub Total (B)(2)		0	0	0	0	0.00	0.00	0	0	0.00	0	0	0	0	0
(3)	Non-Institutions															
(a)	i. Individual shareholders holding nominal share capital up to Rs.2 lakhs		7189	4325516	0	0	4325516	33.60	4325516	0	4325516	33.60	0	0	0	3708240
	ii. Individual shareholders holding nominal share capital in excess of Rs. 2 Lakhs		27	1888483	0	0	1888483	14.67	1888483	0	1888483	14.67	0	0	0	1888483
	NEERA AGARWAL	AGLPA3148C	1	950265	0	0	950265	7.38	950265	0	950265	7.38	0	0	0	950265
	ASHOK KUMAR AGARWAL	ADDPA3216A	1	133000	0	0	133000	1.03	133000	0	133000	1.03	0	0	0	133000
(b)	NBFCs Registered with RBI		1	3350	0	0	3350	0.03	3350	0	3350	0.03	0	0	0	3350
(c)	Employee Trusts		0	0	0	0	0.00	0.00	0	0	0.00	0.00	0	0	0	0
(d)	Overseas Depositories (Holding Drs)/(balancing figure)		0	0	0	0	0.00	0.00	0	0	0.00	0.00	0	0	0	0
(e)	Any Other															
	NON RESIDENT INDIANS		49	220479	0	0	220479	1.71	220479	0	220479	1.71	0	0	0	220479
	CLEARING MEMBERS		28	82436	0	0	82436	0.64	82436	0	82436	0.64	0	0	0	82436
	NON RESIDENT INDIAN NON REPATRIABLE		22	36759	0	0	36759	0.29	36759	0	36759	0.29	0	0	0	36759
	BODIES CORPORATES		287	3164107	0	0	3164107	24.58	3164107	0	3164107	24.58	0	0	0	2660502
	ALPIC FINANCE LTD		1	471000	0	0	471000	3.66	471000	0	471000	3.66	0	0	0	471000
	GREEN INDIA VENTURE FUND	AA8TG2325B	1	1664314	0	0	1664314	12.93	1664314	0	1664314	12.93	0	0	0	1664314
	DIRECTORS AND RELATIVES		3	2819	0	0	2819	0.02	2819	0	2819	0.02	0	0	0	2319
	Sub Total (B)(3)		7606	9723949	0	0	9723949	75.54	9723949	0	9723949	75.54	0	0	0	8602568
	Total Public Shareholding (B) = (B)(1)+(B)(2)+(B)(3)		7606	9723949	0	0	9723949	75.54	9723949	0	9723949	75.54	0	0	0	8602568

Table IV - Statement showing shareholding pattern of the Non Promoter - Non Public Shareholder

Category & Name of the Shareholder	PAN	No of Shareholders	No of fully paid up equity shares held	No of Partly paid-up equity shares held	No of Shares Underlying Depository Receipts	Total No of Shares Held (IV+V+VI)	Shareholding as a % of total shares (A+B+C2)	Number of Voting Rights held in each class of securities			No of Shares Underlying convertible securities (Including Warrants)	Shareholding as a % assuming full conversion of convertible Securities (as a percentage of diluted share capital)	Number of Locked in Shares		Number of Shares pledged or otherwise encumbered	Number of equity shares held in dematerialized form
								Class X	Class Y	Total			No.	As a % of total Shares held		
(I)	(II)	(III)	(IV)	(V)	(VI)	(VII)	(VIII)	(IX)	(X)	(XI)	(XII)	(XIII)	(XIV)			
(1) Custodian/DR Holder		0	0	0	0	0	0.00	0	0	0.00	0	0	0	0	0	0
(2) Employee Benefit Trust (under SEBI(Share based Employee Benefit) Regulations 2014)		0	0	0	0	0	0.00	0	0	0.00	0	0	0	0	0	0
Total Non-Promoter-Non Public Shareholding (C) = (C1)+(C2)		0	0	0	0	0	0.00	0	0	0.00	0	0	0	0	0	0





Details of the shareholders acting as persons in Concert including their Shareholding:			
Name of Shareholder	Name of PAC	No of shares	Holdings%
Total:			0