



January 21, 2016

To
The Secretary,
BSE Limited
Phiroze Jeejeebhoy Towers,
Dalal Street, Mumbai – 400 001.

To
The Listing Department,
National Stock Exchange of India Ltd.
Exchange Plaza, Bandra Kurla Complex, Bandra
(E), Mumbai - 400 051.

Dear Sirs,

Sub: Shareholding pattern under clause 31(1)(b) of the SEBI (LODR) Regulations, 2015-reg.


Ref: Scrip Code 501242 (BSE); TCIFINANCE (NSE)

Please find enclosed the shareholding pattern under under clause 31(1)(b) of the SEBI (LODR) Regulations, 2015 for the quarter ended December 31, 2015 for your information and records.

Kindly acknowledge the receipt of the above.

Thanking You,

For TCI Finance Limited


Lakshmi Sharma
Company Secretary

Format of Holding of Specified securities

1. Name of Listed Entity: **TCI FINANCE LIMITED**
2. Scrip Code/Name of Scrip/Class of Security: **BSE: 501242, NSE: TCI FINANCE, EQUITY SHARES**
3. Share Holding Pattern Filed under: Reg. 31(1)(a)/Reg. 31(1)(b)/Reg. 31(1)(c)
 - a. if under 31(1)(b) then indicate the report for quarter ending 31/12/2015
 - b. if under 31(1)(c) then indicate date of allotment/extinguishment

4. Declaration : The Listed entity is required to submit the following declaration to the extent of submission of information:

Particulars	YES*	NO*
a. Whether the Listed Entity has issued any partly paid up shares		NO
b. Whether the Listed Entity has issued any Convertible Securities or Warrants?		NO
c. Whether the Listed Entity has any shares against which depository receipts are issued?		NO
d. Whether the Listed Entity has any shares in locked-in?		NO
e. Whether any shares held by promoters are pledge or otherwise encumbered?		NO

*if the Listed Entity selects the option 'NO' for the questions above, the columns for the partly paid up shares, Outstanding Convertible Securities/Warrants, depository receipts, locked-in shares, No of shares pledged or otherwise encumbered by promoters, as applicable, shall not be displayed at the time of dissemination on the Stock Exchange website. Also wherever there is 'No' declared by Listed entity in above table the values will be considered as 'Zero' by default on submission of the format of holding of specified securities.

5 The tabular format for disclosure of holding of specified securities is as follows:



Table I - Summary Statement holding of specified securities

Category of Shareholder	No of Shareholders	No of fully paid up equity shares held	No of Partly paid-up equity shares held	No of Shares Underlying Depository Receipts	Total No of Shares Held (VII) = (IV)+(V)+(VI)	Shareholding as a % of total no of shares (As a % of (A+B+C2))	Number of Voting Rights held in each class of securities			No of Shares Underlying convertible securities (including Warrants)	Shareholding as a % assuming full conversion of convertible Securities (as a percentage of diluted share capital)	Number of Locked in Shares	Number of Shares pledged or otherwise encumbered		Number of equity shares held in dematerialized form
							Class X	Class Y	Total (IX)				No.	As a % of total Shares	
(I)	(II)	(III)	(IV)	(V)	(VI)	(VII)	(VIII)	(X)			(XI)	(XII)	(XIII)	(XIV)	(XV)
Promoter & Promoter Group	12	5363544	0	0	0	5363544	41.67	5363544	0	41.67	0	0.00	0	0.00	5363544
Public	5739	7508949	0	0	0	7508949	58.33	7508949	0	58.33	0	0.00	NA	NA	6377468
Non Promoter-Non Public															
Shares underlying Shares held by Employees Trusts	0	0	0	0	0	0	0	0	0	0	0	0.00	NA	NA	0
	0	0	0	0	0	0	0	0	0	0	0	0.00	NA	NA	0
Total:	5751	12872493	0	0	0	12872493	100.00	12872493	0	100.00	0	0.00	0	0.00	11741012




Table II - Statement showing shareholding pattern of the Promoter and Promoter Group

Category	Category & Name of the Shareholder	PAN	No of Shareholders	No of fully paid up equity shares held	No of Partly paid-up equity shares held	No of Shares Underlying Depository Receipts	Total No of Shares Held (IV+V+VI)	Shareholding as a % of total no of shares (calculated as per SCRR, 1957 (VIII) As a % of (A+B+C))	Number of Voting Rights held in each class of securities			Total as a % of (A+B+C)	No of Shares Underlying Outstanding convertible securities (including Warrants)	Shareholding as a % assuming full conversion of Securities as a diluted share capital (VII)+(X) As a % of (A+B+C2)	Number of Locked in Shares	Number of Shares pledged or otherwise encumbered	Number of equity shares held in dematerialized form
									Class X	Class Y	Total						
	(i)	(ii)	(iii)	(iv)	(v)	(vi)	(vii)	(viii)	(ix)	(x)	(xi)	(xii)	(xiii)	(xiv)	(xv)	(xvi)	
(1)	Indian																
(a)	Individuals/Hindu undivided Family		4	1621634	0	1621634	0	1621634	12.60	0	1621634	12.60	0	0.00	0	0.00	1621634
(b)	MAHENDRA KUMAR AGARWAL (HUF)	AANHM6588A	1	128265	0	128265	0	128265	1.00	0	128265	1.00	0	0.00	0	0.00	128265
(c)	MAHENDRA KUMAR AGARWAL	ABLPA4518K	1	1196619	0	1196619	0	1196619	9.30	0	1196619	9.30	0	0.00	0	0.00	1196619
(d)	DHRUV AGARWAL	AGGPA9320D	1	296675	0	296675	0	296675	2.30	0	296675	2.30	0	0.00	0	0.00	296675
(e)	MANISH AGARWAL	AIRPAS576C	1	75	0	75	0	75	0.00	0	75	0.00	0	0.00	0	0.00	75
(f)	Central Government/State Government(s)		0	0	0	0	0	0	0.00	0	0	0.00	0	0.00	0	0.00	0
(g)	Financial Institutions/Banks		0	0	0	0	0	0	0.00	0	0	0.00	0	0.00	0	0.00	0
(h)	Any Other		6	3191904	0	3191904	0	3191904	24.80	0	3191904	24.80	0	0.00	0	0.00	3191904
(i)	BUNNY INVESTMENTS & FINANCE PRIVATE LIMITED	AAACB8313N	1	554856	0	554856	0	554856	4.31	0	554856	4.31	0	0.00	0	0.00	554856
(j)	GATI INTELLECT SYSTEMS LIMITED	AAACB9747Q	1	14900	0	14900	0	14900	0.12	0	14900	0.12	0	0.00	0	0.00	14900
(k)	JUBILEE COMMERCIAL & TRADING PRIVATE LIMITED	AAACG6318Z	1	320677	0	320677	0	320677	2.49	0	320677	2.49	0	0.00	0	0.00	320677
(l)	GATI LIMITED	AABC97090Q	1	1600300	0	1600300	0	1600300	12.43	0	1600300	12.43	0	0.00	0	0.00	1600300
(m)	GIRI ROADLINES AND COMMERCIAL TRADING PVT LTD	AABC3148C	1	19171	0	19171	0	19171	0.15	0	19171	0.15	0	0.00	0	0.00	19171
(n)	MAHENDRA INVESTMENT ADVISORS PVT LTD	AADCM9787E	1	682000	0	682000	0	682000	5.30	0	682000	5.30	0	0.00	0	0.00	682000
(o)	Trusts		2	550006	0	550006	0	550006	4.27	0	550006	4.27	0	0.00	0	0.00	550006
(p)	DHRUV AGARWAL BENEFIT TRUST	AAATD8295N	1	308829	0	308829	0	308829	2.40	0	308829	2.40	0	0.00	0	0.00	308829
(q)	MANISH AGARWAL BENEFIT TRUST	AABTM5293J	1	241177	0	241177	0	241177	1.87	0	241177	1.87	0	0.00	0	0.00	241177
(r)	Sub-Total (A)(1)		12	5363544	0	5363544	0	5363544	41.67	0	5363544	41.67	0	0.00	0	0.00	5363544
(s)	Foreign																
(t)	Individuals (Non-Resident Individuals/Foreign Individuals)		0	0	0	0	0	0	0.00	0	0	0.00	0	0.00	0	0.00	0
(u)	Government		0	0	0	0	0	0	0.00	0	0	0.00	0	0.00	0	0.00	0
(v)	Institutions		0	0	0	0	0	0	0.00	0	0	0.00	0	0.00	0	0.00	0
(w)	Foreign Portfolio Investor		0	0	0	0	0	0	0.00	0	0	0.00	0	0.00	0	0.00	0
(x)	Any Other		0	0	0	0	0	0	0.00	0	0	0.00	0	0.00	0	0.00	0
(y)	Sub-Total (A)(2)		0	0	0	0	0	0	0.00	0	0	0.00	0	0.00	0	0.00	0
(z)	Total Shareholding of Promoter and Promoter Group (A)=(A)(1)+(A)(2)		12	5363544	0	5363544	0	5363544	41.67	0	5363544	41.67	0	0.00	0	0.00	5363544





Table III - Statement showing shareholding pattern of the Public shareholder

Category	Category & Name of the Shareholder	PAN	No of Shareholders	No of fully paid up equity shares held	No of Partly paid-up equity shares held	No of Shares Underlying Depository Receipts	Total No of Shares Held (IV+V+VI)	Shareholding as a % of total no of shares of shares (A+B+C2)	Number of Voting Rights held in each class of securities			No of Shares Underlying convertible securities (including Warrants)	Shareholding as a % assuming full conversion of convertible Securities (as a percentage of diluted share capital)	Number of Locked in Shares	Number of pledged or otherwise encumbered shares	Number of Shares held in dematerialized form
									Class X	Class Y	Total					
	(I)	(II)	(III)	(IV)	(V)	(VI)	(VII)	(VIII)	(IX)	(X)	(XI)	(XII)	(XIII)	(XIV)		
(1)	Institutions															
(a)	Mutual Funds		0	0	0	0	0.00	0	0	0	0.00	0	0.00	0	0	
(b)	Venture Capital Funds		0	0	0	0	0.00	0	0	0	0.00	0	0.00	0	0	
(c)	Alternate Investment Funds		0	0	0	0	0.00	0	0	0	0.00	0	0.00	0	0	
(d)	Foreign Venture Capital Investors		0	0	0	0	0.00	0	0	0	0.00	0	0.00	0	0	
(e)	Foreign Portfolio Investors		0	0	0	0	0.00	0	0	0	0.00	0	0.00	0	0	
(f)	Financial Institutions/Banks		0	0	0	0	0.00	0	0	0	0.00	0	0.00	0	0	
(g)	Insurance Companies		0	0	0	0	0.00	0	0	0	0.00	0	0.00	0	0	
(h)	Provident Funds/Pension Funds		0	0	0	0	0.00	0	0	0	0.00	0	0.00	0	0	
(i)	Any Other															
	Sub Total (B)(1)		0	0	0	0	0.00	0	0	0	0.00	0	0.00	0	0	
(2)	Central Government/State Government(s)/President of hi															
	Sub Total (B)(2)		0	0	0	0	0.00	0	0	0	0.00	0	0.00	0	0	
(3)	Non-Institutions															
(a)	i. Individual shareholders holding nominal share capital up		5437	2863574	0	0	2863574	22.25	2863574	0	2863574	22.25	0	0.00	NA	
	ii. Individual shareholders holding nominal share capital li		25	1830357	0	0	1830357	14.22	1830357	0	1830357	14.22	0	0.00	NA	
	NEERA AGARWAL		1	950265	0	0	950265	7.38	950265	0	950265	7.38	0	0.00	NA	
(b)	NBFCs Registered with RBI		2	2215	0	0	2215	0.02	2215	0	2215	0.02	0	0.00	NA	
(c)	Employee Trusts		0	0	0	0	0.00	0	0	0	0	0.00	0	0.00	NA	
(d)	Overseas Depositories (Holding DRs)(Balancing figure)		0	0	0	0	0.00	0	0	0	0	0.00	0	0.00	NA	
(e)	Any Other															
	NON RESIDENT INDIANS		55	260430	0	0	260430	2.02	260430	0	260430	2.02	0	0.00	NA	
	CLEARING MEMBERS		13	7031	0	0	7031	0.05	7031	0	7031	0.05	0	0.00	NA	
	BODIES CORPORATES		201	2542523	0	0	2542523	19.75	2542523	0	2542523	19.75	0	0.00	NA	
	ALPIC FINANCE LTD		1	471000	0	0	471000	3.66	471000	0	471000	3.66	0	0.00	NA	
	GREEN INDIA VENTURE FUND		1	1523436	0	0	1523436	11.83	1523436	0	1523436	11.83	0	0.00	NA	
	DIRECTORS AND RELATIVES		5	2819	0	0	2819	0.02	2819	0	2819	0.02	0	0.00	NA	
	Sub Total (B)(3)		5739	7508949	0	0	7508949	58.33	7508949	0	7508949	58.33	0	0.00	6377468	
	Total Public Shareholding (B) = (B)(1)+(B)(2)+(B)(3)		5739	7508949	0	0	7508949	58.33	7508949	0	7508949	58.33	0	0.00	6377468	



Table IV - Statement showing shareholding pattern of the Non Promoter - Non Public Shareholder

Category & Name of the Shareholder	PAN	No of Shareholders	No of fully paid up equity shares held	No of Partly paid-up equity shares held	No of Shares Underlying Depository Receipts	Total No of Shares Held (IV+V+VI)	Shareholding as a % of total no of shares (A+B+C2)	Number of Voting Rights held in each class of securities			No of Shares Underlying convertible securities (including Warrants)	Shareholding as a % assuming full conversion of convertible Securities (as a percentage of diluted share capital)	Number of Locked in Shares	Number of Shares pledged or otherwise encumbered	Number of equity shares held in dematerialized form
								Class X	Class Y	Total					
(1)	(ii)	(iii)	(iv)	(v)	(vi)	(vii)	(viii)	(ix)	(x)	(xi)	(xii)	(xiii)	(xiv)	(xv)	
(2) Custodian/DR Holder Employee Benefit Trust (under SEBI(Share based Employee Benefit)		0	0	0	0	0	0.00	0	0	0	0.00	0	0.00	NA	0
(2) Total Non-Promoter-Non Public Shareholding (C) = (C1)+(C2)		0	0	0	0	0	0.00	0	0	0	0.00	0	0.00	NA	0



Details of Shares which remain unclaimed may be given hear along with details such as number of shareholders, outstanding shares held in demat/unclaimed suspense account

No of Shareholders	No of shares
--------------------	--------------

NA

NA

